

CUSTOM SUIT MEASUREMENT GUIDE



Name _____ Height (cm) _____ Weight (kg) _____

Back Stretch Panel Yes/No Wears Rib Protector

Male/Female

Slim fit Regular fit Comfort fit

Please note: Slim fit is tight and we do not recommend this fit for children.

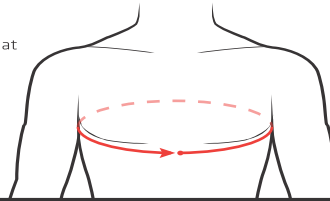
A. CHEST/THORAX

Measure around chest under armpit, roughly at nipple height, keep arms down by your sides.

CM:

Measurement wearing rib protector.

CM:

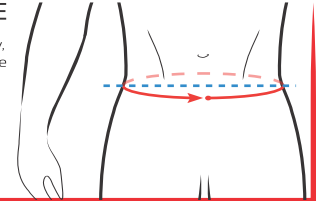


B. WAIST CIRCUMFERENCE

Run tape measure around your waist horizontally, keep arms at your sides. Use the natural waistline just below the belly button height as pictured.

Use a 2nd tape to measure back length (M) & External leg (H) whilst the waist tape is still in place

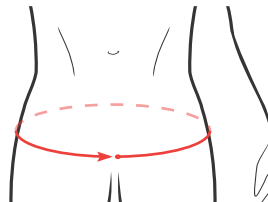
CM:



C. PELVIS CIRCUMFERENCE

Run tape measure around your pelvis at the widest point, around 18-20cm under your waist point. Keep your arm by your sides.

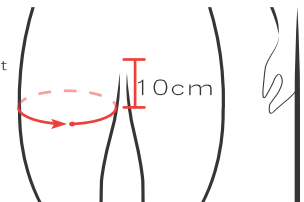
CM:



D. THIGH CIRCUMFERENCE

Run tape measure around your thigh horizontally, keep arms at your sides. Measure around the widest part around 10cm below the crotch.

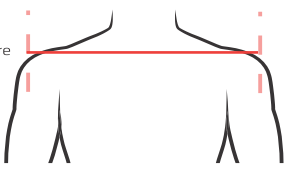
CM:



E. SHOULDER WIDTH

With your arms at your sides, run the tape measure from bone to bone across the widest part of your shoulders. Keep the tape taut in order to obtain an accurate measurement.

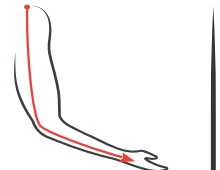
CM:



F. SLEEVE LENGTH

Measure from the shoulder bone down to your wrist bone with your arm slightly bent.

CM:

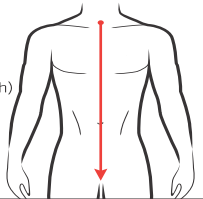


G. FRONTAL LENGTH/RISE

Hold the tape in the notch of neck and measure down to the reference stitch of the underwear. (reference stitch is where the front and back join in the seam under your crotch) Always keep the tape under tension in a vertical position.

CRUCIAL MEASUREMENT

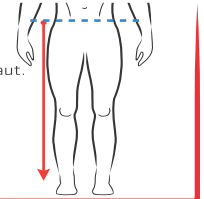
CM:



H. EXTERNAL LEG LENGTH

Measure from the reference waist point (see B) down to the top of your external ankle bone vertically keeping the tape taut.

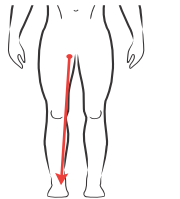
CM:



L. INSIDE LEG LENGTH

Run tape vertically from crotch to the top of your internal ankle bone.

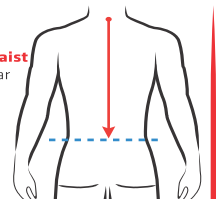
CM:



M. BACK LENGTH

Run the tape from the lower neck vertebra to the reference waist point (see B) the lower neck vertebra is around where the collar seam of your shirt would be.

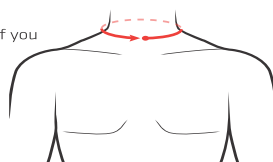
CM:



N. NECK CIRCUMFERENCE

Run the tape around your neck and close the circle, if you want a little more room here please add 1cm to your actual measurement.

CM:



O. BICEP CIRCUMFERENCE

Measure around the widest point of the biceps, if you have a large difference between relaxed and tensed biceps please indicate both measurements.

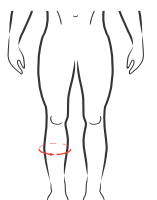
CM:



P. CALF CIRCUMFERENCE

Run the tape around your calf want a little more room here please add 1cm to your actual measurement.

CM:



FOR BEST RESULTS, WEAR CLOSE FITTING UNDERWEAR/BASE LAYERS TO REDUCE ERRORS
IMPORTANT NOTE: PLEASE TAKE THE MEASUREMENTS WEARING YOUR RIB PROTECTOR



CLOTHING SIZE CHART

PLEASE CHECK YOUR CHEST SIZE TO ENSURE THE CORRECT FIT.

T-SHIRTS / POLO SHIRTS

Men's

Size:	S	M	L	XL	XXL	3XL	4XL
Chest (to fit, inches):	35/37	38/40	41/43	44/46	47/49	50/52	53/55

Women's

Size:	XS	S	M	L	XL	XXL	3XL
Ladies size:	8	10	12	14	16	18	20
Chest (to fit, inches):	33	34	35	37	39	41	43

Kids'

Age:	5-6	7-8	9-11	12-13	14
Height (cm):	116	128	140	152	164
Chest (to fit, inches):	26/28	30	32	34	36

HOODIES / JUMPERS

Men's

Size:	S	M	L	XL	XXL	3XL	4XL
Chest (to fit, inches):	35/37	38/40	41/43	48	52	56	60

Women's

Size:	XS	S	M	L	XL	XXL	3XL
Ladies size:	8	10	12	14	16	18	20
Chest (to fit, inches):	33	34	35	37	39	41	43

Kids'

Age:	5-6	7-8	9-11	12-13	14
Height (cm):	116	128	140	152	164
Chest (to fit, inches):	26/28	30	32	34	36



COATS / JACKETS

Men's

Size:	S	M	L	XL	XXL	3XL	4XL
Chest (to fit, inches):	35/37	38/40	41/43	44/46	47/49	50/52	53/55

Women's

Size:	XS	S	M	L	XL	XXL	3XL	XS
Ladies size:	8	10	12	14	16	18	20	8
Chest (to fit, inches):	33	34	35	37	39	41	43	33

Kids'

Age:	3-4	5-6	7-8	9-10	11-12	13-14
Height (cm):	104	116	128	140	152	164
Chest (to fit, inches):	22	24	26	28	30	32/34

BASELAYERS

Adults

Size:	XS	S	M	L	XL	2XL
Chest (to fit, inches):	30/32	32/34	34/36	36/38	38/41	42/44

Kids'

Age:	5-6	XS/Y	S/MY	L/XLY
Chest (to fit, inches):	20	23	25	28

GLOVES

Size:	XXS	XS	S	M	L	XL	2XL
CM	15-18	18-20.5	18-21.5	20-24	23-25.5	25-29	28-31
INCHES	6-6.5	6.5-7.5	7-8.5	8-9.5	9-10	10-11.5	11-12



GLOVE SIZING

Measure around the largest part of the hand over knuckles while making a fist, excluding thumb.